












THE PERFORMANCE AND HEMATOLOGICAL INDICES OF GROWING RABBIT FED SESSILIS JOYWEED (*Alternanthera sessilis*) AND TRIDAX DAISY (*Tridax procumbens*)

Taiwo ADEYANJU^{1,2} , Olufemi ALABI¹  , Bobola ADELEYE¹ , Oladayo OKUNLOLA^{1,3} , Samuel OYEWUMI^{1,4} , Busayo OYELAMI^{1,5} , Abel OGUNTUNJI¹ , Opeyemi OLADEJO¹ , Christiana AFOLABI¹ , and Adebayo ADEWUMI⁶ 

¹Agriculture Programme Bowen University, Iwo, 232001, Nigeria

²Animal Production Research Unit of National Centre for Genetics Resources and Biotechnology (NAGGRAB) Moor, Ibadan, Nigeria

³Department of Agricultural Education, Oyo-State College of Education, Lanlate, Nigeria

⁴Department of Agricultural Education, Emmanuel Alayande University of Education, Oyo, Nigeria

⁵Federal College of Forestry, Ibadan, Nigeria

⁶Department of Wildlife, Osun State University, Ejigbo Campus, Nigeria

✉Email: olufemi.alabi@bowen.edu.ng

➤Supporting Information



ABSTRACT: The performance and blood constituents of growing rabbits fed varying ratios of *Alternanthera sessilis* (Sessilis joyweed; AS) and *Tridax procumbens* (Tridax Daisy; TP) were evaluated. Thirty growing male rabbits with initial body weight ranging from 617.50g to 657.50g were randomly allotted to five dietary treatments, each comprising six animals housed individually in a completely randomized design. The experimental diets were as follows: T1 (100%AS), T2 (75%AS+25%TP), T3 (50%AS+50%TP), T4 (25%AS+75%TP) and T5 (100%TP). The experiment lasted for seven weeks, during which data on feed intake, body weight gain, hematological indices and serum biochemical parameters were collected and analyzed using one-way analysis of variance. The results indicated that dietary treatments had no significant effect ($P>0.05$) on performance parameters, except for average daily feed intake (ADFI). Rabbits fed T1 and T4 recorded the highest ADFI (96.49 and 96.01 g/day respectively), whereas those on T3 and T5 showed the lowest values. The best (lowest) feed conversion ratio (5.79) was observed in rabbits fed T4. Rabbits on T4 exhibited the highest packed cell volume (32.00%), hemoglobin concentration (10.20 g/dL), red blood cell count ($5.64 \times 10^6/\mu\text{L}$), platelet count ($140.00 \times 10^3/\mu\text{L}$), and white blood cell count ($32.50 \times 10^2/\mu\text{L}$). In addition, significantly higher ($P<0.05$) serum total protein (7.00 g/dL), albumin (2.90 g/dL) and globulin (4.10 g/dL) levels were recorded in rabbits fed T4 compared with other treatments. It can be concluded that the dietary combination of 25%AS+75%TP produced the most favorable performance and blood profile in growing rabbits. This suggests that *Alternanthera sessilis* can serve as a viable alternative forage resource *Tridax procumbens* in rabbit nutrition.

Keywords: Blood, Forage, Rabbit, Performance, Sessilis joyweed, Tridax daisy.

INTRODUCTION

The growing global population suggests the necessity of food security and a sustainable supply of dietary protein. According to FAOSTAT (2022), a substantial reduction in protein consumption has been observed in parts of Africa and Asia. In Nigeria, the average daily protein intake is estimated at 45.40 g per capita which is below the recommended level of 53.80 g per day set by the Food and Agriculture Organization (FAO) and also lower than the global average of 64.00 g (Akerele et al., 2017; Protein Challenge, 2020). Furthermore, Adetunji and Adepoju (2011) emphasized that approximately 35.00 g of daily protein intake should be derived from animal sources. However, a declining trend in animal protein consumption has been reported in Nigeria, despite the country's population being projected to increase from about 201 million in 2019 to approximately 401 million by 2050.

This rapid population growth, coupled with the increasing demand for animal protein highlights the urgent need to explore unconventional livestock species characterized by fast growth rates and short gestation periods (Sonea et al., 2023; Miassi and Dossa, 2023). Rabbit (*Oryctolagus caniculus*) production represents a promising option, as rabbits are relatively inexpensive to raise and exhibit high meat production efficiency. Rabbits possess several advantageous characteristics, including rapid growth rate, early attainment of puberty, short gestation period, high reproductive potential, efficient feed conversion, ability to utilize forages, and ease of housing and handling (Arijeaniwa et al., 2002; Chipo et al., 2019; Khalid et al., 2020; Oladimeji et al., 2021). Despite these favorable attributes, rabbit production remains underutilized in tropical regions. This is largely due to the scarcity and high cost of conventional feed ingredients, which constrain large-scale rabbit production, particularly in Nigeria.

In order to tackle these challenges, research efforts have increasingly focused on identifying feed ingredients and additives that are readily available and relatively inexpensive (Oluremi et al., 2018; Aderemi and Alabi, 2023). Agro-industrial by-products, forages, and meals derived from various plant leaves and seeds represent promising alternatives to conventional feed resources (Aderemi et al., 2015; Alabi et al., 2017; Vastolo et al., 2022; Amos et al., 2025). Among the available forages, *Alternanthera sessilis* and *Tridax procumbens* are particularly noteworthy because of their nutritional and medicinal properties (Fahey, 2005). These plants therefore have the potential to partially or completely replace conventional protein sources in rabbit diets, thereby improving feed efficiency and growth performance.

Alternanthera sessilis (Sessilis Joyweed) is perennial forage belonging to the family *Amaranthaceae* and is commonly utilized for ruminant nutrition (Singla et al., 2022). In addition to its use as a leafy vegetable and edible herb, it possesses a pleasant aroma and contains desirable levels of dietary fibre, vitamins, flavonoids, minerals and carotenoids (Michael, 2011; Shehzad et al., 2018; Alabi et al., 2024a). According to Shehzad et al. (2018), *Alternanthera sessilis* provides approximately 251.00 KJ/mol of energy and 4.70 g/100 g of crude protein, indicating its potential value as a feed resource.

Similarly, *Tridax procumbens* (Tridax daisy) is characterized by excellent regrowth ability, resilient, and suitability as a forage crop for livestock. Its nutritional profile, including levels of protein, minerals, vitamins, tocopherols, phenolic compounds and β -carotene, has been well documented (Anwar et al., 2007; Samantha et al., 2018; Sarkar et al., 2022). These nutrients play vital roles in growth and reproductive development of the animals, making *T. procumbens* useful substitute for conventional protein sources such as soybean meal and fish meal in monogastric animal nutrition.

Given these nutritional qualities, *Alternanthera sessilis* and *Tridax procumbens* may enhance feed utilization and growth performance in growing rabbits. Therefore, the objective of this study was to evaluate the effect of graded dietary inclusion levels of these two forages on the performance of growing rabbits. Specifically, the study assessed feed intake, body weight gain, and feed conversion efficiency, as well as the effects of the diets on haematological and serum biochemical indices. The overall aim was to determine the suitability of these forages as alternative feed resources for rabbits and to identify the optimal combination level for maximizing growth performance and physiological health.

MATERIALS AND METHODS

Ethical consideration

Ethical approval for the study was obtained from the Institutional Research Ethics Committee.

Study location and duration

The experiment was carried out at the rabbit Unit of the Animal Production Research Faculty National Centre for Genetic Resources and Biotechnology (NACGRAB), Moor Plantation, Ibadan, Nigeria.

Forage sourcing and processing

The two experimental forages used in the feeding trial were *Alternanthera sessilis* (AS) and *Tridax procumbens* (TP), both harvested locally. Fresh samples of the forages were collected from areas within the vicinity of the study site. Whole plants, including stems and leaves, were harvested at approximately 3 cm above ground level during the mid-vegetative to early flowering phase. The harvested material were rinsed with clean water to remove soil and debris, drained, and air-dried for 24 hours on a concrete surface while ensuring retention of green coloration. The air-dried forages were weighed using a Salter electronic scale and subsequently offered to the rabbits according to the assigned dietary treatments.

Experimental diets

Five dietary treatments were formulated based on varying proportions of AS (*Alternanthera sessilis*) and TP (*Tridax procumbens*) as follows:

T1: 100% AS; T2: 75% AS + 25% TP; T3: 50% AS + 50% TP; T4: 25% AS + 75% TP; T5: 100% TP

Animal selection and husbandry

Thirty weaned male Large White rabbits, aged eight weeks and weighing between 617 and 657 g, were sourced from the Institute of Agricultural Research and Training (IAR&T), Moor Plantation, Ibadan. Prior to the arrival of animals, all housing units, feeders, drinkers, and the hutch area were thoroughly cleaned and disinfected. Upon arrival, the rabbits were allowed a seven-day acclimatization period, during which they were managed under conditions similar to those of the experimental period. Each rabbit was individually housed in a metal battery cage measuring 23 × 18 × 15 inches. Feed and clean drinking water were provided *ad libitum* throughout the experiment.

The rabbits were allowed to stabilize on the experimental diets for four days before the data collection commenced. Feeding was carried out twice daily at 08:00 and 16:00 h and maintained consistently throughout the study. Equal quantities of moistened concentrate feed were provided daily as supplements. The proximate composition of the concentrate diet is presented in Table 1.

Table 1 - Proximate composition of the experimental diets.

Parameters (%)	T ₁ (100%AS)	T ₂ (75%AS+25%TP)	T ₃ (50%AS+50%TP)	T ₄ (25%AS+75%TP)	T ₅ (100%TP)
Dry matter	72.40	73.05	73.7	73.88	75
Crude Protein	26.16	24.47	22.78	21.25	19.4
Crude fibre	8.8	8.03	7.25	6.8	5.7
Ether extract	3.87	6.03	8.185	10.05	12.5
Ash	8.5	7.45	6.4	5.75	4.3
NFE	45.07	47.08	49.09	56.15	53.1

NFE: Nitrogen free extract; *Metabolizable energy of the experimental diets: T₁ = 2862.24, T₂ = 3046.44, T₃ = 3250.54, T₄ = 3573.59, T₅ = 3598.80 KCal/Kg.

Experimental design

The experiment was arranged in a completely randomized design. Thirty rabbits were randomly allocated to five dietary treatments, with six replicates per treatment and one rabbit constituting each replicate.

Nutrient composition analysis

The chemical composition of the experimental diets was determined using standard procedures of the Association of Official Analytical Chemists (AOAC, 2000). Parameters analyzed included dry matter, crude protein, crude fiber, ether extract and ash content while nitrogen-free extract (NFE) was calculated by difference. The Metabolizable Energy (Kcal/Kg¹) content of the experimental diets was estimated using the following formula:

ME (Kcal/Kg¹) = 3.50 x crude protein + 8.46 x acid ether extract + 3.50 x NFE as recommended by the National Research Council-NRC (Ohshima et al., 1995).

Performance metrics

Feed Intake and growth performance

The experimental diets were offered to the rabbits in known quantities at designated feeding times. Feed refusals were collected and weighed after 24 hours to determine actual feed intake. Initial live body weights were recorded at the commencement of data collection, prior to feeding, and subsequently measured on a weekly basis throughout the experimental period. Average daily weight gain (ADG) was calculated by dividing the total weight gain by the duration of the experiment (49 days). Average daily feed intake (ADFI) and Feed Conversion Ratio (FCR) were computed using standard procedures.

Feed intake (kg) = Feed offered-Remnant

Average daily feed intake (kg) = $\frac{\text{Feed intake (g)}}{\text{Number of days of the experiment}}$

Weight Gain (kg) = Final Weight Gain - Initial Weight Gain

Average daily Weight gain (kg) = $\frac{\text{Weight Gain (g)}}{\text{Number of days of the experiment}}$

FCR = $\frac{\text{Average daily feed intake}}{\text{Average daily weight gain}}$

Blood sample collection and analysis

On the 49th day of the experiment, blood samples (5 ml) were collected from three rabbits randomly selected from each treatment group via the lateral saphenous vein of the hind limb, as described by Parasuraman et al. (2017). The collection site was shaved and sterilized prior to sampling. Of the 5 ml collected from each rabbit, 3 ml was dispensed into tubes containing ethylenediaminetetraacetic acid (EDTA) for hematological analysis. The samples were gently mixed to prevent clot formation and analyzed within one hour of collection. Hematological parameters determined included red blood cell (RBC) count, white blood cell (WBC) count, hemoglobin (Hb) concentration, and packed cell volume (PCV), following the methods described by Dauce and Lewis (1991). The remaining 2 mL of blood was transferred into plain tubes without anticoagulant and centrifuged at 500 rpm for 3 minutes to obtain clear serum. Serum samples were analyzed using a spectrophotometry at a wavelength of 500 nm with commercial assay kits (Sentinel, Italy). Serum biochemical indices, including total cholesterol, aspartate aminotransferase (AST), alkaline phosphatase (ALP), and albumin were determined using diagnostic kits supplied by Randox Laboratories Ltd. (U.K).

Statistical analysis

All data generated were subjected to statistical analysis using one-way analysis of variance (ANOVA) in SAS software version 9.1 (SAS, 2005). Where significant differences were detected, treatment means were separated using Duncan's Multiple Range Test at a 5% level of significance ($P < 0.05$).

RESULTS AND DISCUSSION

Growth performance of the experimental rabbits

Table 2 presents the growth performance indices of the rabbits fed graded levels of *Alternanthera sessilis* and *Tridax procumbens*. The results indicated that the dietary treatments had no significant effect ($P < 0.05$) on most performance parameters, except for average daily feed intake (ADFI), which differed significantly among the treatment groups. Rabbits fed diets containing 100%AS and 75%AS+25%TP recorded the highest ADFI values of 96.49 g/day and 96.01 g/day, respectively, with no significant difference between the two treatments. In contrast, rabbits fed 50%AS+50%TP (79.35 g/day) and 25%AS+75%TP (66.14 g/day) exhibited statistically similar ADFI values, which were significantly lower than those observed in the other treatment groups. The feed intake values recorded in the present study were higher than the 41.20 g/day previously reported by Adeniji and Ehiemerem (2003). Similarly, average daily weight gain observed in this experiment exceeded the range of 6.78 - 8.64 g/day earlier reported by Omoikhoje et al. (2006) and Odeyinka et al. (2008) for rabbits raised under tropical climates. Furthermore, the feed conversion ratios (FCR) values obtained in this study were higher than those previously documented by Mufwa et al. (2011) and Okorie (2003) for growing rabbit.

Table 2 - Performance characteristics of the experimental rabbits.

Treatments	T ₁	T ₂	T ₃	T ₄	T ₅	SEM	P-value
Parameters	(100%AS)	(75%AS+25%TP)	(50%AS+50%TP)	(25%AS+75%TP)	(100%TP)		
Initial weight (g)	620.33 ^b	617.5 ^b	657 ^a	625.33 ^b	618 ^b	18.61	.001
Final weight (g)	1247.3 ^b	1232 ^c	1225.7 ^c	1194.7 ^d	1286.3 ^a	30.45	.002
Weight gain (g)	626.97 ^b	614.5 ^c	568.7 ^d	569.37 ^d	668.3 ^a	32.18	.001
ADWG (g/d)	12.8 ^b	12.54 ^c	11.61 ^d	11.62 ^d	13.64 ^a	0.66	.004
TFI (g)	4728 ^a	4704.3 ^a	3888 ^b	3241 ^b	3966.3 ^{ab}	173.94	.002
ADFI (g/d)	96.49 ^a	96.01 ^a	79.35 ^b	66.14 ^b	80.95 ^{ab}	3.55	.001
FCR	7.86 ^a	7.84 ^a	6.83 ^b	5.79 ^c	6.11 ^b	0.36	.0001

^{a,b} Means along the same row with different superscripts are significantly different ($P < 0.05$). SEM: The standard error of the mean. ADWG: Average daily weight gain, TFI: Total feed intake, ADFI: Average daily feed intake, FCR: feed conversion ratio. T1: 100% *Alternanthera sessilis*, T2: 75% *Alternanthera sessilis* and 25% *Tridax procumbens*, T3: 50% *Alternanthera sessilis* and 50% *Tridax procumbens*, T4: 25% *Alternanthera sessilis* and 75% *Tridax procumbens* and T5: 100% *Tridax procumbens*

Hematological parameters

Blood analysis is a reliable tool for assessing the health status as well as the nutritional, physiological, and pathological conditions of animals (Alabi et al., 2024b). Hematological indices are particularly valuable for detecting potential dietary toxicity and evaluating the physiological responses of animals to experimental diets (Oyawoye and Ogunkunle, 1998). Table 3 presents the effects of the dietary treatments on the hematological parameters of the experimental rabbits. These indices serve as critical indicators of the animals' physiological and immunological status and provide insight into how dietary interventions influence systemic function and overall welfare.

Packed cell volume (PCV), hemoglobin concentration (Hb) and red blood cell (RBC) count

Rabbits fed diet in T₄ (25%AS+75%TP) recorded the highest packed cell volume (32.00%), hemoglobin concentration (10.20 g/dl), and red blood cell count ($5.26 \times 10^6/\mu\text{L}$), values that were significantly ($P < 0.05$) higher than those observed in the other treatment groups. These findings suggest that this dietary combination supported enhanced erythropoiesis, possibly due to a balanced supply of essential micronutrients such as iron, folic acid, and vitamin B₁₂, which are required for red blood cell synthesis (Jain, 1993). In contrast, rabbits fed T₅ (100% TP) exhibited the lowest PCV (21.00%), Hb concentration (6.90 g/dL), and RBC count ($3.41 \times 10^6/\mu\text{L}$), indicating a possible reduction in haematopoietic efficiency or a tendency toward anaemia when *Tridax procumbens* was offered as the sole forage source. Although *T. procumbens* possesses documented phytotherapeutic properties, these results suggest that it may not provide adequate nutritional support for optimal erythropoiesis when used alone, highlighting the importance of dietary complementarity with *Alternanthera sessilis*. Notwithstanding these variations, the hematological values obtained across treatments fell within the established reference ranges for healthy rabbits (Obinnea et al., 2013; Abdullahi et al., 2021), supporting earlier findings by Obinnea et al. (2013), who reported improved blood indices in rabbits fed *Tridax procumbens*. The higher inclusion level of *Tridax procumbens* particularly at 75%, appeared to enhance hematological parameters, likely due to its

favorable nutrient composition. The values of the packed cell volume recorded in this study were slightly lower than the range of 34.59 - 36.65% reported by Ayandiran et al. (2020) in rabbits fed sorghum brewers' dried grain.

Table 3 - Haematological indices of the experimental rabbits.

Treatments	T ₁	T ₂	T ₃	T ₄	T ₅	SEM	P-value
Parameters	(100%AS)	(75%AS+25%TP)	(50%AS+50%TP)	(25%AS+75%TP)	(100%TP)		
PCV (%)	29 ^b	26 ^c	31 ^a	32 ^a	21 ^d	1.06	.002
Haemoglobin (g/dL)	9.3 ^b	8.7 ^c	10.1 ^a	10.20 ^a	6.9 ^d	0.12	.002
Red blood cell (×10)	4.32 ^b	4.23 ^b	5.2 ^a	5.26 ^a	3.41 ^c	0.18	.001
Platelet (×10 ³)	85 ^a	83 ^a	86 ^a	88 ^a	70 ^b	6.49	.002
WBC (×10 ²)	23.5 ^c	21 ^d	26 ^b	32.5 ^a	15.34 ^e	2.90	.002
Lymphocytes (%)	39 ^c	35 ^d	46 ^b	51 ^a	3 ^e	2.01	.001
Neutrophils (%)	57 ^c	62 ^b	50 ^d	46 ^e	69 ^a	2.20	.001
Monocytes (%)	3 ^a	1 ^c	2 ^b	2 ^b	1 ^c	0.20	.001
Eosinophils (%)	1 ^b	2 ^a	2 ^a	1 ^b	0 ^c	0.20	.002

^{a,b} Means along the same row with different superscripts are significantly different (P<0.05). SEM: The standard error of the mean. WBC: white blood cell. T1: 100% *Alternanthera sessilis*, T2 : 75% *Alternanthera sessilis* and 25% *Tridax procumbens*, T3: 50% *Alternanthera sessilis* and 50% *Tridax procumbens*, T4: 25% *Alternanthera sessilis* and 75% *Tridax procumbens* and T5: 100% *Tridax procumbens*

White blood cell (WBC) and platelet counts

White blood cell counts are widely use indicators of immunological competence and immune responsiveness. As presented in Table 3, rabbits in treatment T4 recorded the highest WBC count ($32.50 \times 10^2/\mu\text{L}$), which was significantly higher (P<0.05) than the values observed in the other treatment groups. In contrast, rabbits fed T5 exhibited the lowest WBC count ($15.34 \times 10^2/\mu\text{L}$). This pattern suggests that a mixed forage diet, particularly the T4 combination, may provide bioactive compounds capable of enhancing immune function. Similarly, platelet count was significantly higher (P<0.05) in rabbits fed T4 ($140 \times 10^3/\mu\text{L}$) compared with those in the other treatments. This increase may indicate enhanced thrombopoiesis. Beyond their primary role in hemostasis, platelets also contribute to inflammatory processes and host immune defense mechanisms (Semple et al., 2011).

Lymphocytes and neutrophils

Lymphocyte percentages were highest in rabbits fed T4 (51.00%), further suggesting that partial substitution of AS with TP may stimulate adaptive immune responses. By comparison, rabbits fed the control diet (T1; 100%AS) recorded a lower lymphocyte proportion (39%), while the lowest value was observed in rabbits fed T5 (30%), indicating a potential compromise in immune competence under a diet composed solely of *T. procumbens*. Neutrophil percentages, which are often associated with stress and inflammatory responses, were significantly higher (P<0.05) in rabbits fed T5 (69%) and T2 (62%). This elevation may reflect increased physiological stress or subclinical inflammatory conditions in these treatment groups. Conversely, rabbits fed T4 (46%) and T3 (50%) exhibited significantly lower neutrophil counts, which may be indicative of reduced stress levels and a more balanced immune status (Minka and Ayo, 2013).

Monocytes and eosinophils

Rabbits fed T1 (100% AS) exhibited the highest monocytes percentage (30.00%) which was significantly greater (P<0.05) than those recorded in T2 (75%AS+25%TP) and T5 (100%TP). Although, monocytes play crucial roles in phagocytosis and inflammation, excessive levels may indicate the presence of chronic inflammatory processes. Eosinophil percentages were highest in T2 and T3 (2%) and lowest in T5 (0%). Elevated eosinophil levels may sometimes reflect allergic responses or parasitic infections; however, in this study, all values remained within the acceptable physiological range for healthy rabbits. Overall, the results suggest that T4 (25%AS+75%TP) optimally supports a balanced hematological profile and immune status in rabbits. Inclusion of *T. procumbens* at higher proportions appears to enhance both red and white blood cell parameters, possibly due to synergistic interactions between its bioactive compounds and the nutritional composition of *A. sessilis*. In contrast, feeding *T. procumbens* exclusively, as in T5, consistently resulted in suboptimal hematological outcomes, which may negatively affect productivity, immunity, and overall welfare.

Serum biochemical parameters

The effects of the dietary treatments on serum biochemical indices are presented in Table 4. Significant differences (P<0.05) were observed among the treatment groups for several parameters. Blood urea nitrogen (BUN) values were

highest in T5 (32 mg/dL) and lowest in T1 (21 mg/dL). Conversely, rabbits fed T1 exhibited the highest levels of alanine aminotransferase (ALT; 61 μ /L) and alkaline phosphatase (ALP; 14 μ /L), in agreement with Bhuyan et al. (2018), who reported that inclusion of *A. sessilis* in rat diets may influence liver function.

Variations in serum metabolites indicate that dietary composition affects metabolic activity and nutrient utilization. Unlike the findings of Omoikhoje et al. (2006), who observed no significant effects from *Syndrella nodiflora*-based diets, this study demonstrated notable dietary influence on serum total protein, albumin, and globulin levels particularly in rabbits fed T4 (25%AS+75%TP). Enhanced protein fractions likely reflect improved nutrient assimilation and protein utilization, supporting the observations of Iheukwumere and Okoli (2002) that blood chemistry is a direct indicator of an animal's physiological response to diet and environment. Notably, all protein fractions in this study aligned with the physiological reference range for normal rabbits: total protein (5.4–7.5 g/dL), albumin (2.5–4.5 g/dL), and globulin (1.9–3.5 g/dL) (Eshar et al., 2021).

Table 4 - Serum biochemical indices of the experimental rabbits

Treatments	T ₁	T ₂	T ₃	T ₄	T ₅	SEM	P-value
Parameters	(100%AS)	(75%AS+25%TP)	(50%AS+50%TP)	(25%AS+75%TP)	(100%TP)		
Total protein (g/dL)	5.9 ^c	6.1 ^b	6 ^b	7 ^a	6.2 ^b	0.11	.002
Albumin (g/dL)	2.5 ^c	2.6 ^b	2.5 ^c	2.90 ^a	2.6 ^b	0.04	.001
Globulin (g/dL)	3.4 ^d	3.5 ^c	3.5 ^c	4.10 ^a	3.6 ^b	0.07	.001
A/G	0.74 ^a	0.74 ^a	0.71 ^b	0.72 ^b	0.71 ^b	0.02	.001
BUN (mg/dL)	21 ^e	25 ^c	22 ^d	27 ^b	32 ^a	1.05	.002
Creatinine (mg/dL)	0.6 ^c	0.7 ^b	0.5 ^d	0.7 ^b	0.8 ^a	0.03	.0001
AST (μ /L)	71 ^a	66 ^b	54 ^c	67 ^b	69 ^a	9.41	.003
ALT (μ /L)	45 ^e	53 ^c	49 ^d	55 ^b	61 ^a	1.45	.003
ALP (μ /L)	12 ^c	13 ^b	13 ^b	12 ^c	14 ^a	0.20	.001

^{a,b} Means along the same row with different superscripts are significantly different (P<0.05). SEM: The standard error of the mean. A/G: Albumin/ Globulin ratio, BUN: Blood Urea Nitrogen, AST: Aspartate aminotransferase, ALT: Alanine aminotransferase, ALP: Alkaline Phosphatase, T1: 100% *Alternanthera sessilis*, T2 : 75% *Alternanthera sessilis* and 25% *Tridax procumbens*, T3: 50% *Alternanthera sessilis* and 50% *Tridax procumbens*, T4: 25% *Alternanthera sessilis* and 75% *Tridax procumbens* and T5: 100% *Tridax procumbens*

CONCLUSION

The findings of this study indicate that a dietary combination of 25% *Alternanthera sessilis* and 75% *Tridax procumbens* yields the most favorable outcomes in terms of feed efficiency, hematological indices and serum biochemical parameters. This dietary blend supported optimal physiological performance without adverse effects, suggesting its suitability for inclusion in growing rabbit diets to enhance health, immunity and productivity.

DECLARATIONS

Corresponding author

Correspondence and requests for materials should be addressed to Olufemi ALABI; E-mail: olufemi.alabi@bowen.edu.ng; ORCID: 0000-0002-4434-7968

Ethical approval

All procedures involving animals in this study were conducted in accordance with the ethical standards of the Bowen University Research Ethics Committee .All authors complied with the ARRIVE guidelines for the reporting of animal research.

Authors' contribution

Conceptualization and formal analysis: T. Adeyanju , O. Alabi, A.Oguntunji

Data curation: O.Oguntunji, O.Oladejo, T.Adeyanju, B.Adeleye

Investigation: T.Adeyanju, O.Okunlola, S.Oyewumi, B.Oyelami, O.Alabi

Methodology: T.Adeyanju, O.Alabi, A. Adewumi, A.Oguntunji

Validation: O.Alabi, A.Oguntunji, T.Adeyanju

Writing – original draft: T.Adeyanju, O.Alabi

Writing – review & editing: O.Alabi, A.Oguntunji, B. Adeleye

Consent to publish

All authors agreed to the publication of this manuscript.

Acknowledgements

Dr. D.A. Ajayi (the head of department) and all staff of the Animal Production Research Unit of National Centre for Genetics Resources and Biotechnology (NAGGRAB) Moor, Ibadan, Nigeria for their technical inputs and also Mrs T.T Adeyanju, Manager Pharmax Planet, Ibadan, Nigeria and Bowen University, Nigeria for the financial support.

Data availability

The datasets used and/or analysed during the current study available from the corresponding author on reasonable request.

Funding

The authors acknowledge Bowen University Iwo, and Pharmax Planet Ibadan, Nigeria for the financial support received to pay for the publication of this manuscript.

Competing interests

The authors declared that there is no competing interests before, during and after the data collection and preparation of the manuscript.

REFERENCES

- Abdullahi U, Yusuf HB, Wafar RJ, Mijinyawa A, Abubakar A, Shuaibu US, et al (2021). Growth performance, carcass characteristics and internal organ weights of weaner rabbits fed replacement levels of sun-dried soyabean milk residue. *Nigerian Journal of Animal Production*, 48(3):93-99. DOI: <https://doi.org/10.51791/njap.v48i3.2948>
- Adeniji AA, and Ehiermere S (2003). Effects of replacing maize with sorghum offal in the diets of weaner rabbits. *Journal of Agricultural Research and Development*, 2(1): 1-6. DOI: <https://doi.org/10.4314/jard.v2i1.42193>
- Aderemi FA and Alabi OM (2023). Turmeric (*Curcuma longa*): an alternative to antibiotics in poultry nutrition, *Translational Animal Science*, 7(1): txad133, DOI: <https://doi.org/10.1093/tas/txad133>
- Aderemi F, Alabi OM and Awe A (2015). Evaluation of biodegraded and undegraded plantain peels as replacement to wheat offal in broiler production NSTI: *Advanced Materials - TechConnect Briefs*, 3: 338–341. <https://briefs.techconnect.org/papers/evaluation-of-biodegraded-and->
- Adetunji MO and Adepoju AA (2011). Evaluation of household protein consumption pattern in Orire Local Government Area of Oyo state. *International Journal of Agricultural Economics and Rural Development*, 4(2):72-82. <https://api.semanticscholar.org/CorpusID:3736072>
- Arijeaniwa A, Bratte L, Oteku IT, and Ikchimioya I (2002). Performance of weaner rabbits fed varying levels of dietary raw lima beans (*Phaseolus luteus*). In *Proceedings of the 2002 Annual Conference of Animal Science Association of Nigeria (ASAN)*, pp: 182-185.
- Akerele D, Sanusi RA, Fadare OA and Ashaolu OF (2017): Factors influencing nutritional adequacy among rural households in Nigeria: How Does Dietary Diversity Stand among Influencers? *Ecology of Food and Nutrition*. 56: 187–203. DOI: <https://doi.org/10.1080/03670244.2017.1281127>
- Alabi OM, Ayoola MO and Akinoso SO (2017): .Performance characteristics and physiological response of broiler chickens at finisher stage to oral supplementation with fluted pumpkin, *Telfairia occidentalis* leaf extract. *Journal of Central European Agriculture*, 18(3): 646-656. DOI: <https://doi.org/10.5513/JCEA01/18.3.1938>
- Alabi OM, Olagunju SO, Aderemi FA, Lawal TE, Oguntunji AO, Ayoola MO, et al. (2024a). Effect of litter management systems on incidence and severity of footpad dermatitis among broilers at finisher stage, *Translational Animal Science*, 8: txad145. DOI: <https://doi.org/10.1093/tas/txad145>
- Alabi OM, Aworinde HO, Adebayo S, Akinwunmi AO, Ayandiji A and Tatar A (2024b). Data analytics-based evaluation of blood indices and adaptation of medicated and non-medicated broiler chickens under humid tropical conditions, *Translational Animal Science*, Volume, 8: txae040. DOI: <https://doi.org/10.1093/tas/txae040>
- Amos AT, Kareem DU, Adeleye TM, Adeyeye EA, Abatan MO, Ayorinde OS, et al. (2025). The effects of solid-state Fermentation by *Aspergillus* spp. on the nutritional profile of selected agro-industrial by-products as potential feedstuffs for weaner rabbits. *Fermentation*, 11(6):356. DOI: <https://doi.org/10.3390/fermentation11060356>
- Anwar F, Latif S, Ashraf M and Gidani AH (2007). *Moringa oleifera*: a food plant with multiple medicinal uses. *Phytotherapy Research*, 21(1): 17-25. DOI: <https://doi.org/10.1002/ptr.2023>
- Association of Official Analytical Chemists – AOAC (2000). *Official methods of analysis of the Association of Official Analytical Chemists: method 984.13* (17th ed.). Washington: AOAC
- Ayandiran SK, Odeyinka SM, Adedokun MA, Adekunle I, Kazeem AA and Okunlola NA (2020). Serum and hematological parameters of growing rabbits fed sorghum brewers dried grain as replacement for maize. *Agricultural Science Research Journal*. 10 (9): 254– 257. <https://www.researchgate.net/publication/365156614>
- Bhuyan B, Baishya K, and Rajak P (2018). Effects of *Alternanthera sessilis* on liver function in carbon tetra chloride induced hepatotoxicity in Wister rat model. *Indian Journal of Clinical Biochemistry*, 33(2):190-195. DOI: <https://doi.org/10.1007/s12291-017-0666-1>
- Chipo MM, Lawrence M, Tapiwa KA and Lovemore M (2019). Challenges and Opportunities to Rabbit (*Oryctolagus cuniculus*) Production and Marketing (A Case of Mazowe District, Zimbabwe). *International Journal of Agriculture and Agribusiness*, 5:37–44. <https://api.semanticscholar.org/CorpusID:222522214>
- Device JU and Lewis SM (1991). *Practical haematology*, 8th Edition. Longman Ltd., London, U.K. pp: 22-28
- Eshar D, Solotoff KL and Beaufriere H (2021). Comparison of plasma total solids concentration as measured by refractometry and plasma total protein concentration as measured by biuret assay in pet rabbits and ferrets. *Journal of the American Veterinary Medical Association*, 258(9): 977-982. DOI: <https://doi.org/10.2460/javma.258.9.977>
- Fahey JW (2005). *M. oleifera*: A review of the medical evidence for its nutritional, therapeutic and prophylactic properties. Part 1. *Trees for Life Journal*, 1(5):12-19. http://formad-environnement.org/Fahey_medicament_moringa_2005.pdf

- FAOSTAT (2022). Food Security and Nutrition in the World. <https://www.wfpusa.org/wp-content/uploads/2025/07/SOFI-Report-2022.pdf>
- Iheukwumere FC and Okoli IC (2002). Preliminary studies on raw *Napoleana imperialis* as feed ingredient. 1: Performance and blood chemistry of weaner rabbits. Tropical Animal Production, 5: 100-110.
- Jain NC (1993). Essentials of Veterinary Hematology. Lea and Febingers, Philadelphia, pp. 365-372.
- Khalid AR, Yasoob TB, Zhang Z, Yu D, Feng J, Zhu X and Hang S (2020). Supplementation of *Moringa oleifera* leaf powder orally improved productive performance by enhancing the intestinal health in rabbits under chronic heat stress. Journal of Thermal Biology, 93:102680. DOI: <https://doi.org/10.1016/j.jtherbio.2020.102680>
- Miassi YE, and Dossa KF (2023). Forecasting animal protein supply in Asia and Europe in light of climate change, population growth and land pressure. Tropical Plants, 2(1): 22. DOI: <https://doi.org/10.48130/TP-2023-0022>
- Michael JM (2011). Understanding clinical pathology in Rabbits. Proceedings of the North America Veterinary Conference Orlando, Florida.
- Minka NS and Ayo JO (2013). Physiological and behavioral responses of goats to 12-hour road transportation, lairage and grazing periods, and the modulatory role of ascorbic acid. Journal of Veterinary Behavior, 8: 349-356. DOI: <https://doi.org/10.1016/j.jveb.2013.01.001>
- Mufwa BJ, Kibon A, Mafindi M and Yakubu B (2011). Effect of graded levels of brewers dried grain on the performance of growing rabbits: Growth performance and economy of production. Journal of Sciences and Multidisciplinary Research, 3: 47-54. <https://www.cenresinjournal.com/wp-content/uploads/2020/03/page-47-54.pdf>
- Obinnea JI, Mmereoleb FUC and Okonkwo JC (2013). Growth response and hematological parameters of juvenile rabbits fed concentrate diets supplemented with varying levels of *Tridax procumbens*. Scientific Journal of Animal Science, 2(11): 310-315. DOI: <https://www.cabidigitallibrary.org/doi/pdf/10.5555/20133426411>
- Odeyinka SM, Oyedele OJ, Adeleke TO and Odedire JA (2008). Reproductive performance of rabbits fed *Moringa oleifera* as a replacement for *Centrosema pubescens*. In: 9th World Rabbit Congress, June 10–13, Verona, Italy. DOI: <https://www.cabidigitallibrary.org/doi/pdf/10.5555/20113318274>
- Ohshima S, Fukuma Y, Suzuki T, Funaba M and Abe M (1995). Validity of NRC method for estimating metabolizable energy value of laboratory dry canine diets. Experimental Animals, 44(1), 37–41. DOI: <https://doi.org/10.1538/expanim.44.37>
- Okorie KC (2003). The effect of palmitic acid fortified maize wet milling by-product on the performance of weaner rabbits. Czech Journal of Animal Science, 48(9): 365-370. <https://agris.fao.org/search/en/providers/122644/records/64723f5b53aa8c8963033b44>
- Oladimeji AM, Johnson TG, Metwally K, Farghly MFA and El-Hack MEA. (2021). Environmental heat stress in rabbits: implications and amelioration. International Journal of Biometeorology, 66(1): 1–11. DOI: <https://doi.org/10.1007/s00484-021-02191-0>
- Oluremi OIA, Gabriel OS, Ipirakwagh EN, Ikwue CO and Afolabi ET (2018). Performance and blood profile of rabbits fed biodegraded-sweet orange (*Citrus sinensis*) peel based diets. Nigerian Journal of Animal Science, 20(3), 287-294. Retrieved from <https://njas.org.ng/index.php/php/article/view/1105>
- Omoikhoje SCA, Bamgbose M, Aruna ME and Animashum RA (2006). Response of weaner rabbits to concentrate diets supplemented with varying levels of *Syndrella nodiflora* forage. Pakistan Journal of Nutrition; 5 (6): 577-579. DOI: <https://doi.org/10.3923/PJN.2006.577.579>
- Oyawoye EO and Ogunkunle M (1998). Physiological and biochemical effects of raw jack beans on broilers. Proceedings of annual Conference of Nigerian Society of Animal Production, 23: 141-142.
- Parasuraman S, Raveendran R and Kesavan A (2017). Blood sample collection in small Laboratory animal. Journal of pharmacology & pharmacotherapeutics 1(2): 87. DOI: <https://doi.org/10.4103/0976-500X.72350>
- Protein Challenge (2020). Nigeria Protein Deficiency Survey Report 2019. <https://proteinchallengeng.com/protein-deficiency-report-2019/>
- Samantha B, Heather, M, Toma T, Esli-Armando C and Olga RK (2018). A Review of medicinal uses and pharmacological activities of *Tridax procumbens* (L.). Journal of Plant Studies, 7(1): 19-35. DOI: <https://doi.org/10.5539/jps.v7n1p19>
- Sarkar T, Salaududdin M, Roy S, Chakraborty R, Rebezov M, Shariati MA, et al. (2022). Underutilized green leafy vegetables: frontier in fortified food development and nutrition. Critical Reviews in Food Science and Nutrition, 63(33): 11679-733. DOI: <https://doi.org/10.1080/10408398.2022.2095555>
- SAS (2005): Statistical Analysis Systems (SAS) 2005. Statistical Analysis. SAS, Cary.
- Semple JW, Italiano JE, and Freedman J (2011). Platelets and the immune continuum. Nature Reviews Immunology, 11(4): 264–274. DOI: <https://doi.org/10.1038/nri2956>
- Shehzad A, Qayyum A, Rehman R and Shehzad MR (2018). A review of bioactivity guided medicinal uses and therapeutic potentials of noxious weed (*Alternanthera sessilis*). International Journal of chemical and biochemical sciences, 14: 95-103. <https://www.iscientific.org/wp-content/uploads/2020/05/11-IJCBS-18-14-11.pdf>
- Singla RK, Dhir V, Madaan R, Kumar D, Singh BS, Bansal M, et al. (2022). The genus alternanthera: phytochemical and ethnopharmacological perspectives. Frontiers in Pharmacology, 13: 769111. DOI: <https://doi.org/10.3389/fphar.2022.769111>
- Sonea C, Gheorghe-Irimia RA, Tăpăloagă D, and Tăpăloagă PR (2023). Nutrition and animal agriculture in the 21st century: A review of future prospects. Annals of the University of Craiova-Agriculture Montanology Cadastre Series, 53(1):303-312. DOI: <https://doi.org/10.52846/aamc.v53i1.1482>
- Vastolo A, Calabrò S, and Cutrignelli MI (2022). A review on the use of agro-industrial CO-products in animals' diets. Italian Journal of Animal Science, 21(1):577-594. DOI: <https://doi.org/10.1080/1828051X.2022.2039562>

Publisher's note: Scienceline Publication Ltd. remains neutral with regard to jurisdictional claims in published maps and institutional affiliations.



Open Access: This article is licensed under a Creative Commons Attribution 4.0 International License, which permits use, sharing, adaptation, distribution and reproduction in any medium or format, as long as you give appropriate credit to the original author(s) and the source, provide a link to the Creative Commons licence, and indicate if changes were made. The images or other third party material in this article are included in the article's Creative Commons licence, unless indicated otherwise in a credit line to the material. If material is not included in the article's Creative Commons licence and your intended use is not permitted by statutory regulation or exceeds the permitted use, you will need to obtain permission directly from the copyright holder. To view a copy of this licence, visit <https://creativecommons.org/licenses/by/4.0/>.

© The Author(s) 2026